

## The Investment Manager

Tactical Global Management (TGM) provides tailored investment solutions for clients including rebalancing and currency hedging overlays, systematic global macro and currency alpha strategies, and a low volatility equities strategy. We manage over \$25b across our investment products, including execution services, using exchange traded futures, options, ETFs, swaps and forward foreign exchange contracts. TGM is also supporting and promoting Sustainable Impact Investing opportunities in both Australia and developing countries and provides access to sustainable global equities through its global sustainable (SDG) equities strategy. We have extensive experience in managing investment programs for institutional clients globally including pension funds, insurance companies, fund managers, banks, endowments, and charities.

## Contact

Stephen Goode  
 Chief Executive Officer  
 Direct +61 7 3239 2713  
 Mobile +61 413 054 994  
[stephen.goode@tgm-au.com](mailto:stephen.goode@tgm-au.com)  
[www.tgm-global.com](http://www.tgm-global.com)

## Investment Objective

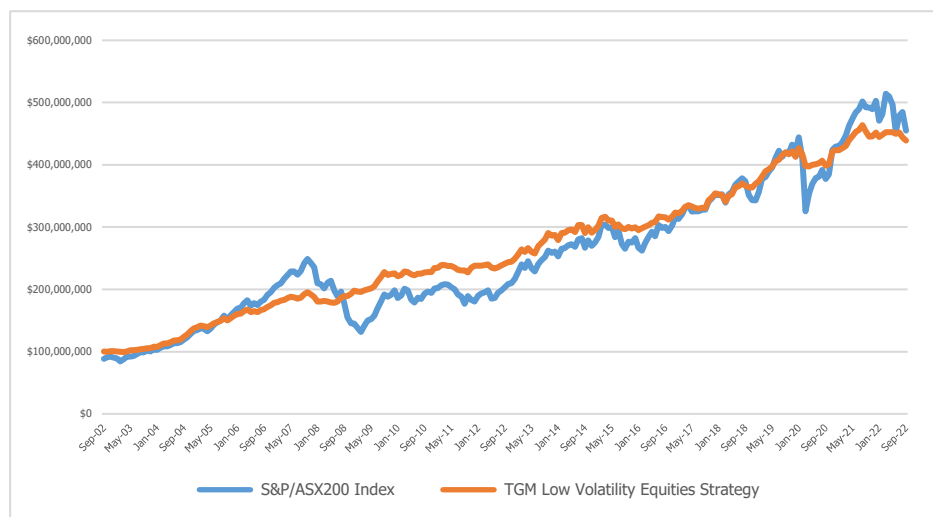
Investing in equity markets over a long time horizon has been shown to be one of the best ways to achieve increased wealth. TGM's Low Volatility Equities strategy provides equity like returns with lower volatility and reduced drawdowns when compared to traditional equity market investments.

## Investment Strategy

TGM's Low Volatility Equities strategy can be successfully applied to the investors underlying equity holdings in Australian and/or International equities as an overlay, or alternatively, TGM can combine the overlay with an underlying specified Exchange Traded Funds (ETF) exposure. This provides the investor with equity market exposure and in the case of Australian equities the ability to receive franking credits. In order to reduce the strategy's volatility, TGM has developed a downside protection strategy that incorporates proprietary machine learning techniques and valuation models, which allows TGM to reduce the strategy's exposure to equity markets and increase it to defensive assets. The neutral position is to be fully invested in Australian and/or International equities. TGM actively manages the exposure to equities via the use of exchange traded equity and bond futures contracts and cash. This results in a strategy that provides equity like returns with significantly lower volatility and drawdowns relative to traditional equity market investments.

## Australian Equities Implementation<sup>1</sup>

	S&P/ASX200 Index <sup>2</sup>			TGM Low Volatility Equities Strategy <sup>3</sup>		
	Annualised Return	Annualised Volatility	Return/Risk Ratio	Annualised Return	Annualised Volatility	Return/Risk Ratio
<b>1 year</b>	-7.67%	16.63%	-0.46	<b>-3.27%</b>	<b>3.85%</b>	<b>-0.85</b>
<b>3 years (p.a.)</b>	2.67%	19.01%	0.14	<b>1.52%</b>	<b>6.05%</b>	<b>0.25</b>
<b>5 years (p.a.)</b>	6.76%	15.85%	0.43	<b>5.84%</b>	<b>5.82%</b>	<b>1.00</b>
<b>10 years (p.a.)</b>	8.41%	13.78%	0.61	<b>6.19%</b>	<b>6.29%</b>	<b>0.98</b>
<b>Inception (p.a.)<sup>3</sup></b>	7.67%	13.52%	0.57	<b>7.49%</b>	<b>5.84%</b>	<b>1.28</b>



<sup>1</sup> Note that the performance numbers are based on out-of-sample backtests of TGM's investment process. Results are net of transaction costs but gross of management fees.

<sup>2</sup> Performance results for each respective yearly period are to month-end September 22.

<sup>3</sup> Performance results are for the period 1<sup>st</sup> April 02 to month-end September 22.

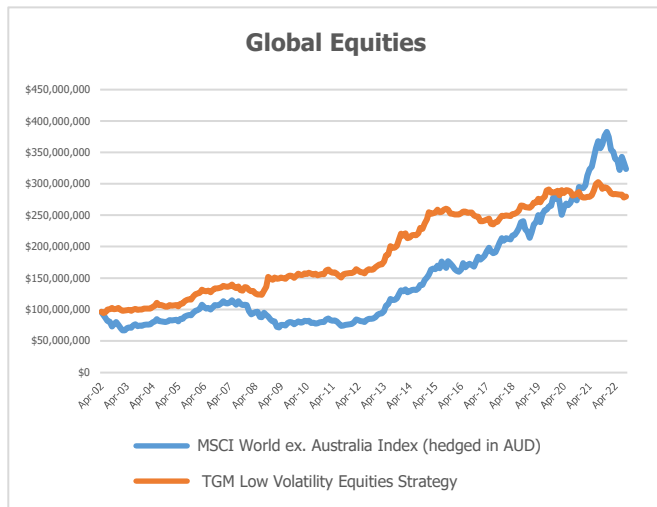
<sup>4</sup> Note that the TGM Low Volatility Australian Equity strategy has its own drawdowns of which the largest over the backtest period is -13.12%.

Largest Drawdown (period)	S&P/ASX200 Index	TGM Low Volatility Equities Strategy <sup>4</sup>
<b>02/11/07 – 06/03/09</b>	-50.58%	<b>-0.81%</b>
<b>21/02/20 – 23/03/20</b>	-35.93%	<b>-10.12%</b>
<b>12/04/11 – 26/09/11</b>	-20.41%	<b>-6.22%</b>
<b>20/05/02 – 13/03/03</b>	-18.04%	<b>0.09%</b>
<b>28/04/15 – 12/02/16</b>	-17.57%	<b>-6.87%</b>

Tactical Global Management Limited ("TGM") is regulated by Australian Securities and Investment Commission (ASIC). TGM is registered with the SEC as an Investment Advisor.

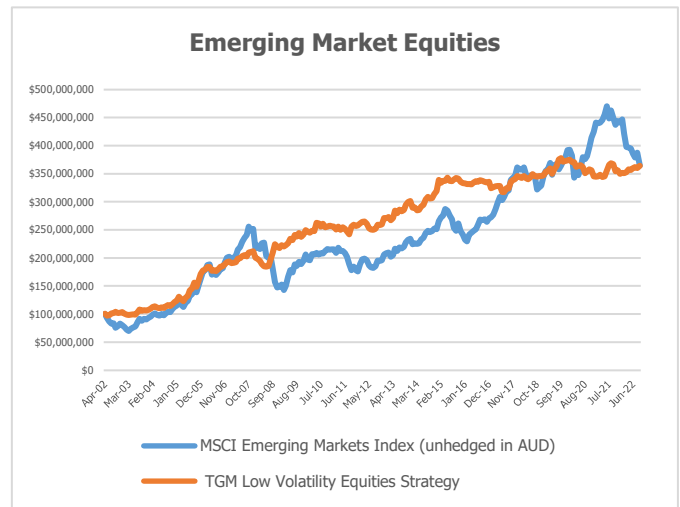
While efforts have been made to ensure the soundness and accuracy of the information in this document, no representation is given or responsibility taken as its accuracy or completeness. Neither TGM nor its employees, directors or associates will be liable for any loss or damage arising as a result of any recipient relying on this document (except to the extent that any liability cannot be excluded). Past performance is not necessarily a guide to future performance. The value of investments in TGM's products can go down as well as up as a result of market and currency fluctuations and an investor may not receive back the amount they invested. This document has been prepared for general information only. You should not act on the basis of this document without considering whether it is appropriate to your investment needs, objectives and financial circumstances or consulting a securities or investment adviser. This report is for information purposes only and is not intended as an offer or solicitation with respect to the sale or purchase of any investment product. Anyone wishing to invest in one of TGM's products must obtain and read the current offering document.

## Alternate Implementations:



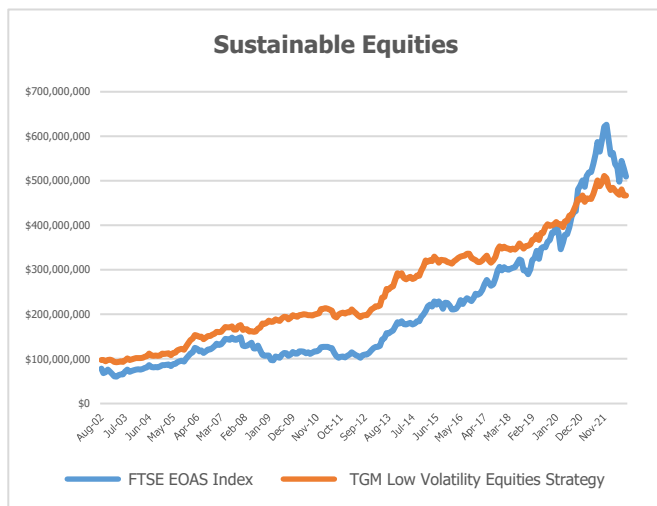
**MSCI World ex. Australia Index (hedged in AUD)**      **MSCI World ex. Aust + Protection Overlay**

<b>Annualised Return</b>	5.89%	<b>5.15%</b>
<b>Annualised Volatility</b>	11.84%	<b>6.82%</b>
<b>Return/Risk Ratio</b>	0.50	<b>0.76</b>
<b>Max Drawdown</b>	-41.64%	<b>-11.92%</b>



**MSCI Emerging Markets Index (unhedged in AUD)<sup>3</sup>**      **TGM Low Volatility Equities Strategy<sup>3</sup>**

<b>Annualised Return</b>	6.52%	<b>6.50%</b>
<b>Annualised Volatility</b>	13.74%	<b>7.66%</b>
<b>Return/Risk Ratio</b>	0.47	<b>0.85</b>
<b>Max Drawdown</b>	-47.75%	<b>-16.03%</b>



**FTSE EOAS Index<sup>3</sup>**      **TGM Low Volatility Equities Strategy<sup>3</sup>**

<b>Annualised Return</b>	8.26%	<b>7.81%</b>
<b>Annualised Volatility</b>	14.24%	<b>7.88%</b>
<b>Return/Risk Ratio</b>	0.58	<b>0.99</b>
<b>Max Drawdown</b>	-43.17%	<b>-11.76%</b>

Tactical Global Management Limited ("TGM") is regulated by Australian Securities and Investment Commission (ASIC). TGM is registered with the SEC as an Investment Advisor.

While efforts have been made to ensure the soundness and accuracy of the information in this document, no representation is given or responsibility taken as its accuracy or completeness. Neither TGM nor its employees, directors or associates will be liable for any loss or damage arising as a result of any recipient relying on this document (except to the extent that any liability cannot be excluded). Past performance is not necessarily a guide to future performance. The value of investments in TGM's products can go down as well as up as a result of market and currency fluctuations and an investor may not receive back the amount they invested. This document has been prepared for general information only. You should not act on the basis of this document without considering whether it is appropriate to your investment needs, objectives and financial circumstances or consulting a securities or investment adviser. This report is for information purposes only and is not intended as an offer or solicitation with respect to the sale or purchase of any investment product. Anyone wishing to invest in one of TGM's products must obtain and read the current offering document.